

PULSE SURVEY HEADLINES – EXECUTIVE SUMMARY – APPENDIX 2



Covid-19 Response

Key findings

Response rate: 55%

No of responses: 1977 of 3601



83%

Happy with level of line manager communication



83%

Agree communication from the organisation has been effective



75%

Agree the council has provided effective wellbeing support during Covid-19



72%

Have had access to necessary systems and equipment



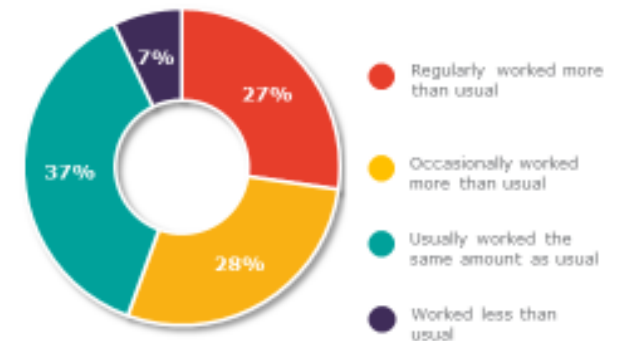
50%

Have been migrated to Teams

Top areas of concern in relation to working at usual working location(s)	% concerned
The use of 'hot-desks' / shared-desks	79%
The use of shared kitchens to make drinks, prepare and eat food	74%
That people will follow public health guidelines relating to social distancing when we all start returning to the 'new normal'	73%
The ventilation of working spaces	73%
The use of shared equipment (e.g. printers)	72%

Concerns: what are employees most concerned about in relation to working at their usual place of work?

Since lockdown in March 2020, have you...



Working patterns: how have workloads changed during Covid-19?

PULSE SURVEY HEADLINES – EXECUTIVE SUMMARY – APPENDIX 2

The council's Covid-19 response



Part of the DJS Research group

Views of the management of the response

The council has provided effective wellbeing support during Covid-19

75%

I have the systems / equipment to work from home effectively

72%

I am happy with the amount of communication I have had with my manager

83%

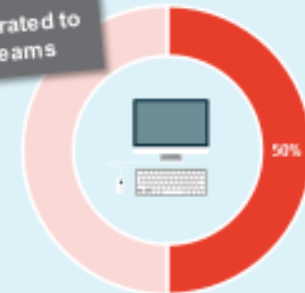
The council's response to implementing social distancing and hygiene measures has been effective

65%

Communication from the council has been effective

83%

50% have migrated to Microsoft Teams



Top safety concerns when returning to usual work location

The use of 'hot-desks' / shared desks

79%

The use of shared kitchens to make drinks, prepare and eat food

74%

The use of shared equipment (e.g. printers)

72%

That people will follow social distancing guidelines

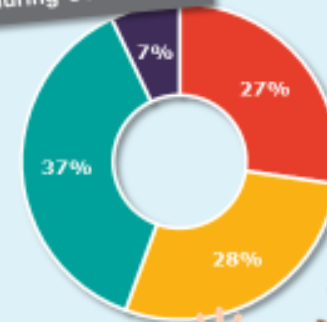
73%

The ventilation of workspaces

73%

% concerned

Change in workload during Covid-19



- Regularly worked more than usual
- Occasionally worked more than usual
- Usually worked the same amount as usual
- Worked less than usual

Data collection in June 2020.
Response rate: 55%. No. of responses: 1,977 of 3,601